



School Improvement Update

FASFEPA/ ECTAC Fall Forum

October 5, 2017

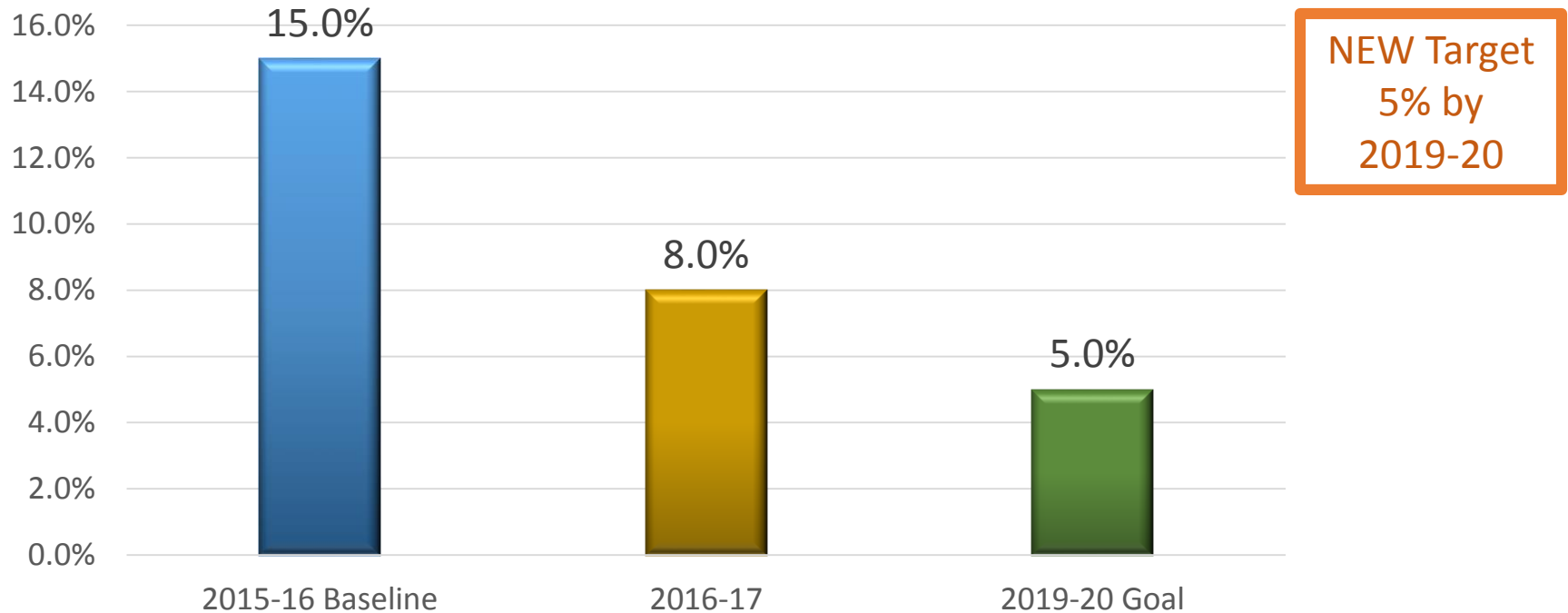


Celebrations

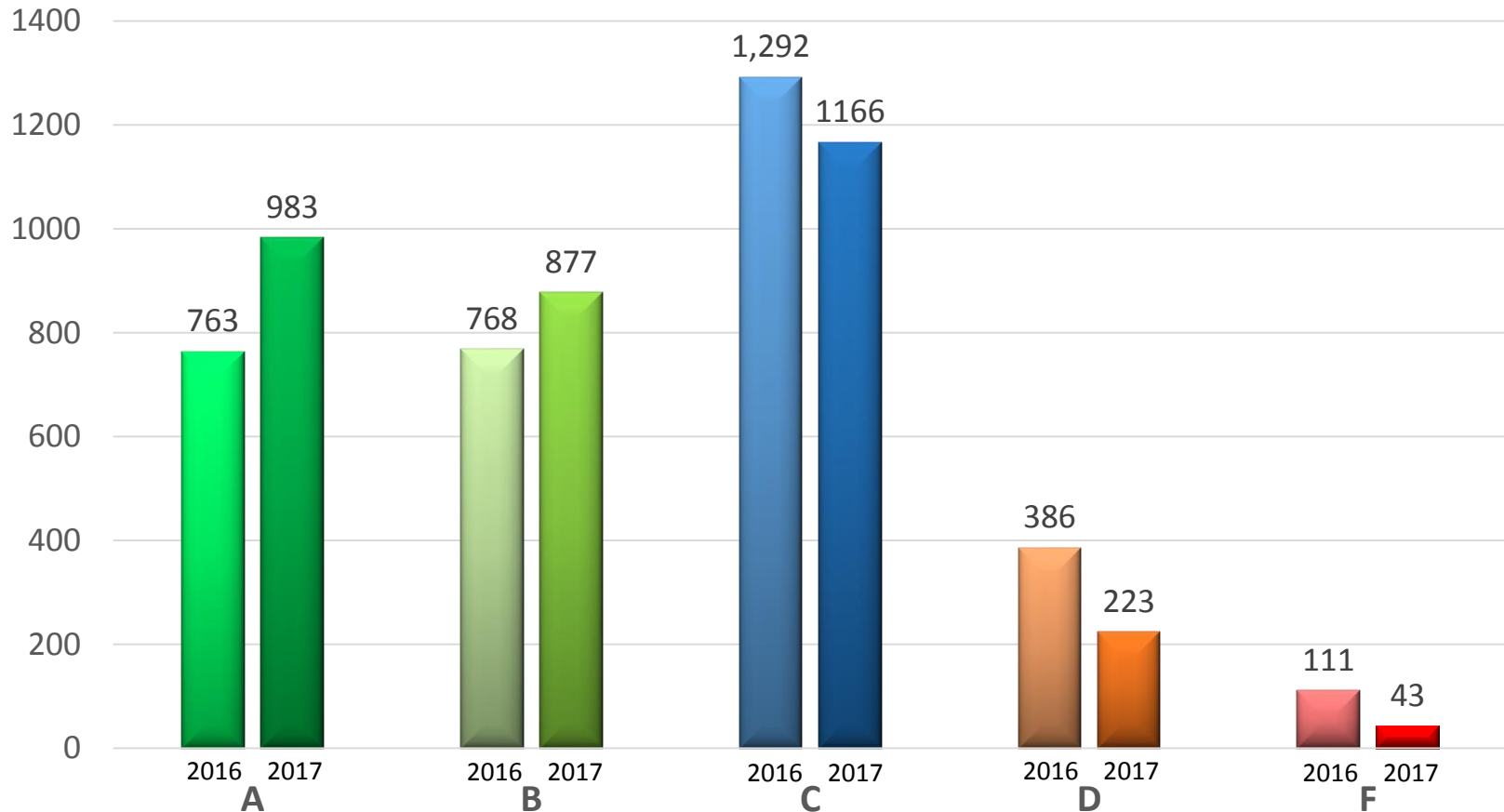
- 71% of Schools Graded “D” or “F” in 2016 Improved Their Grade in 2017
- 79% of Schools Graded “F” in 2016 Improved Their Grade in 2017
- 71% of Low-Performing Schools for which Turnaround Plans were presented before the State Board of Education in July 2016 Improved to a “C” or greater

Goal 1 – Highest Student Achievement

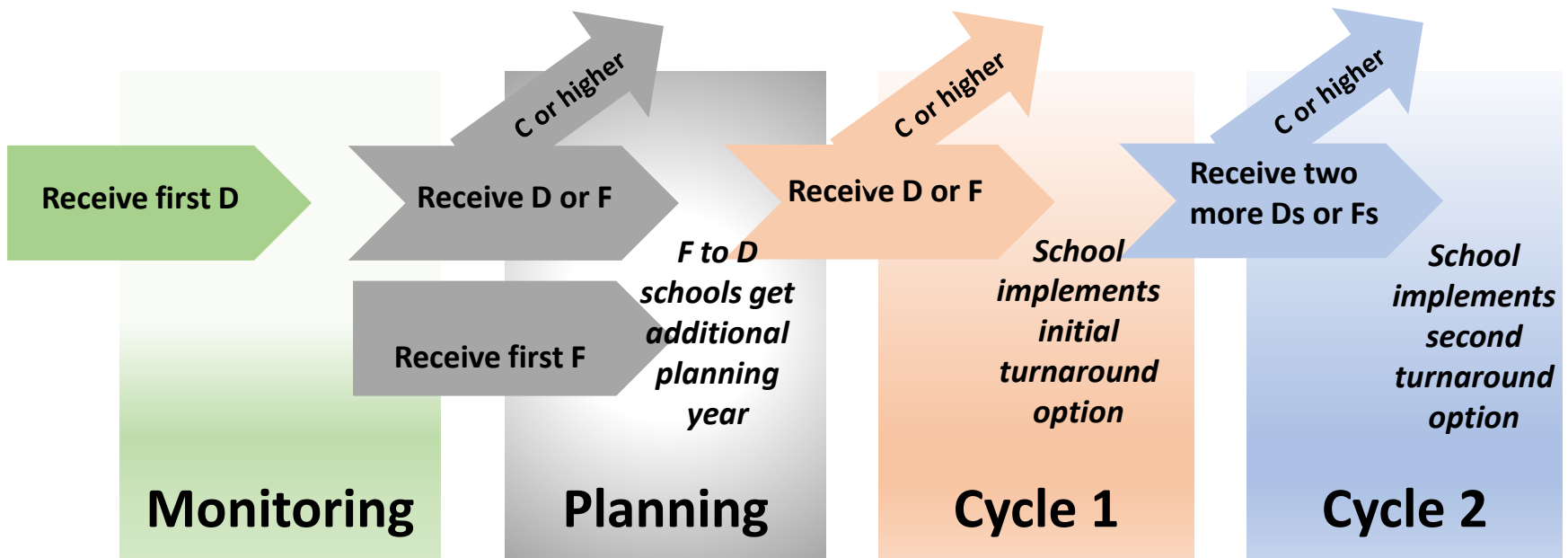
Metric 6: Reducing the Percent of Low-Performing Schools



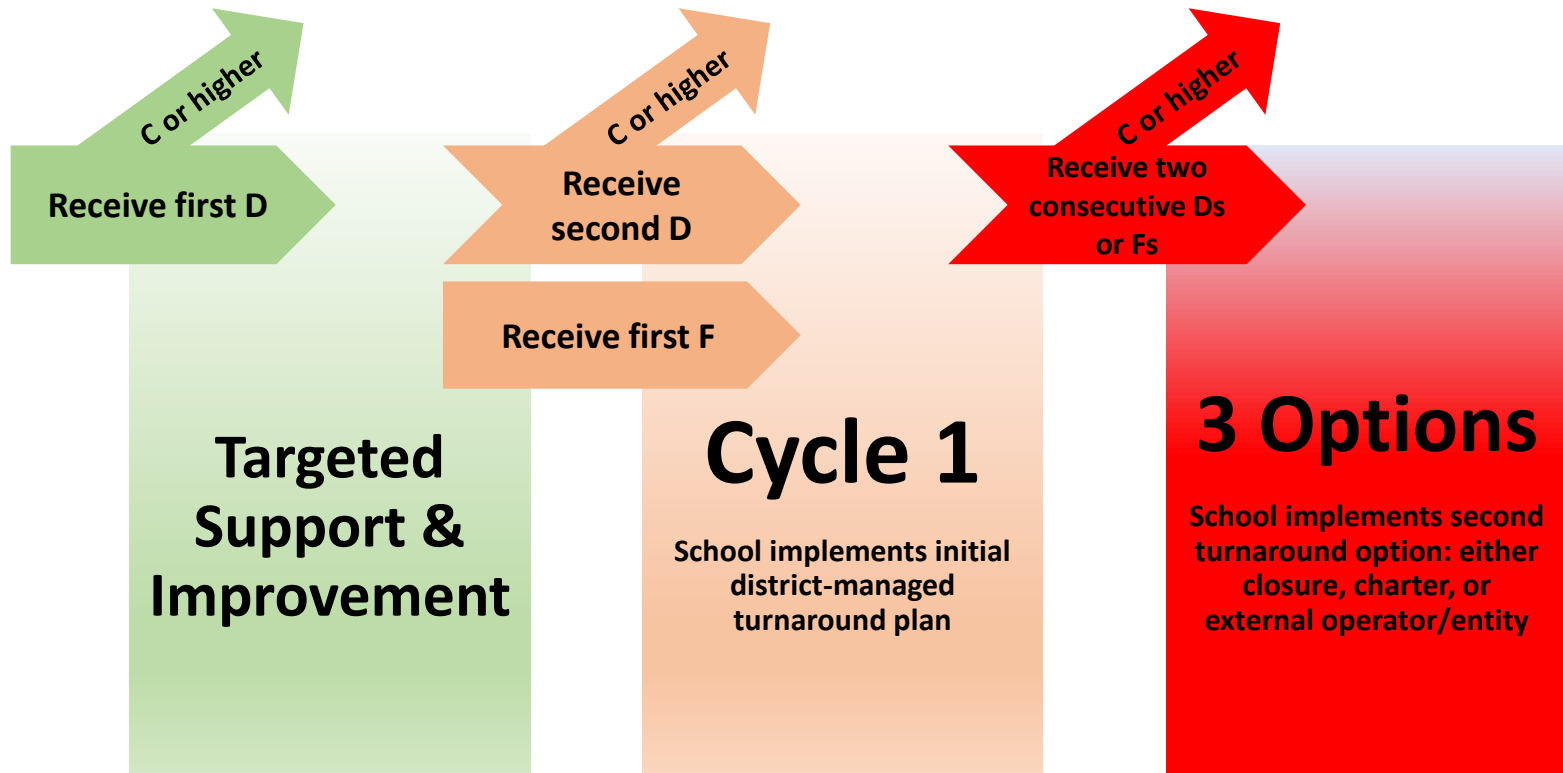
2016 and 2017 School Grades



OLD DA Process

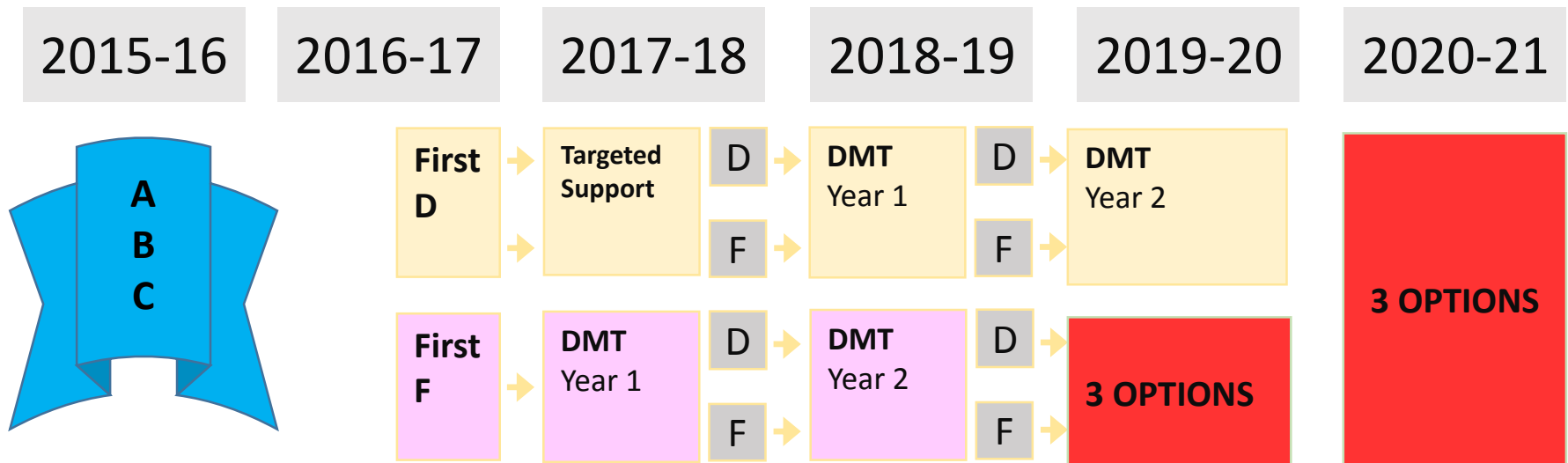


NEW Differentiated Accountability (DA) Process

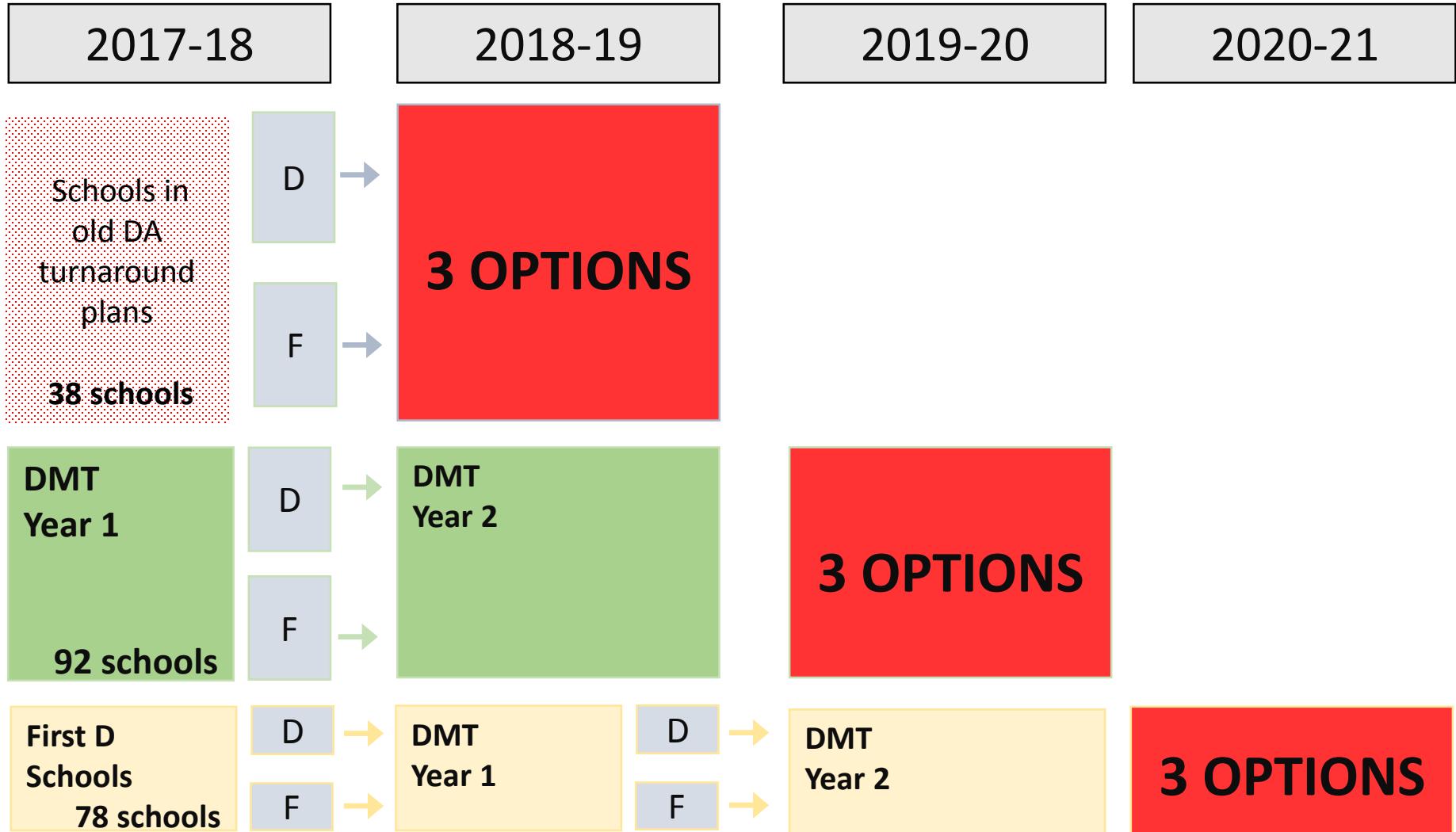


New Differentiated Accountability Flow

- This pattern represents the flow for districts and schools just entering DA in the 2017-18 school year.
- Schools that earned their first D in the 2016-17 school year will use the 2017-18 school year to plan for turnaround.
- Schools that earned their first F in the 2016-17 school year must implement a turnaround plan in the 2017-18 school year.



New Differentiated Accountability Flow



Persistently Low Performing Schools (PLP)

- PLP- three consecutive grades below a “C”, beginning with the 2014-15 school year or a school that selected closure as its turnaround option within two years after the submission of a notice of intent
- PLP list was distributed announcing the 90 schools, within 24 districts, who met this classification

FS 1001.42(21)

EDUCATIONAL EMERGENCY—Negotiate special provisions of its contract with the appropriate bargaining units to free schools with a school grade of “D” or “F” from contract restrictions that limit the school’s ability to implement programs and strategies needed to improve student performance. The negotiations shall result in a memorandum of understanding that addresses the selection, placement, and expectations of instructional personnel and provides principals with the autonomy described in s. [1012.28](#)(8).

For purposes of this subsection, an educational emergency exists in a school district if one or more schools in the district have a school grade of “D” or “F.”



Unified School Improvement Grant (UniSIG)

Program Update



www.FLDOE.org

Historical Perspective of SIG

- School improvement funds were composed of the following during the 2016-17 school year:
 - 1003(a): formula allocation
 - 60% to “F” schools (\$57,764 per school)
 - 40% to “D” schools (\$38,510 per school)
 - Total allocation of \$21,584,615
 - 1003(g): competitive allocation
 - Cohort 4 is comprised of 15 districts encompassing 23 schools
 - Total projected allocation of \$60,000,000
 - Timeline for implementation: August 2017-July 2022

**Eligibility was based on 2013-14 school grades (ESEA Flexibility List)*

Proposed 2017-18 UNiSIG Allocation Calculation

Title I School Improvement	\$59,832,524.00
State Admin (5%)	-\$2,849,168.00
Total Available Funding (95%)	\$56,983,356.00

States must allocate at least 95% of the awarded funds to serve schools for targeted and comprehensive support.

Per-Pupil Allocation Chart

- This table represents the percent of the PPA each “D” or “F” school receiving a grade in 2017 based on their free and reduced lunch (FRL) rate.
- This PPA formula results in approximately 96% of the total available funding targeting the State’s “D” and “F” schools.

2017 School Grade	FRL \geq 75%	FRL < 75%
“F” Schools	100% of PPA	98% of PPA
“D” Schools	95% of PPA	93% of PPA

Graduation Support

- To support increasing the graduation rate at high schools graduating 67 percent or less of students, high schools with a Survey 3 Preliminary count of more than 456 students will be provided with an allocation of \$30,000; high schools with survey counts between 100 students and 456 students will receive \$22,500; and high schools with less than 100 students will receive \$15,000.

Application for UNiSIG

- Budget in the DIAP and SIP, utilizing a current structure and plan to serve as application and monitoring system
- Funding from date application is determined to be substantially approvable – August 31, 2018
- Application deadline has been extended

UniSIG Monitoring

- Monitoring will be completed using the deliverables and evidence included in Steps 6 and 7 of Problem Solving, along with each eligible school's School Improvement Plan (SIP).
- Implementation notes should be included each quarter to explain any changes, challenges, or successes that were encountered. Amendments should be reflected in CIMS.
- Both desktop and onsite monitoring will be utilized during the 2017-18 school year by program specialists from the Bureau of School Improvement.
- A monitoring toolkit will be posted in the CIMS **Toolkit** by November 1, 2017.

UniSIG Desktop Monitoring

- Alachua
- Bay
- Brevard
- Calhoun
- Charlotte
- Clay
- Collier
- Desoto
- Flagler
- Gadsden
- Hendry
- Hernando
- Highlands
- Indian River
- Jackson
- Jefferson
- Lake
- Leon
- Liberty
- Osceola
- Palm Beach
- Pasco
- St. Lucie
- Sarasota
- Seminole
- Volusia
- Walton
- FLVS

UniSIG On-site Monitoring

- Broward
- Columbia
- Dade
- Duval
- Escambia
- Hamilton
- Hillsborough
- Lee
- Madison
- Manatee
- Marion
- Orange
- Pinellas
- Polk
- Putnam



Differentiated Accountability Rule Update

6A-1.099811 – Differentiated Accountability State System of School Improvement



www.FLDOE.org

Items under review

- Rule Language
- Forms
 - DIAP-1
 - SIP-1
 - TOP-1
 - TOP-2
 - DA-1
 - DA-2
- 5 Essentials
- Data Dashboard
- Platform Revision
- Comprehensive Needs Assessment



www.FLDOE.org

James Mills, Director
850-245-0007
james.mills@fldoe.org

Melissa Ramsey, Executive Director
850-245-0841
melissa.ramsey@fldoe.org



www.FLDOE.org